
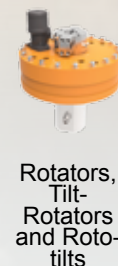





Echidna Attachments



Rotating Heads Specifications

Model		HR2		HR3		HR4		HR5		HR6		HR7	
		HF	N	HF	N	HF	N	HF	N	HF	N	HF	N
F = through flow, N = no through flow													
Carrier weight class	tonnes	2-5		4-12		10-18		16-30		25-45		35-70	
Max through flow	l/min	60	NA	120	NA	200	NA	300	NA	400	NA	500	NA
Through pressure	Mpa	25	NA	25	NA	25	NA	32	NA	32	NA	32	NA
Max no of through lines ¹		3	NA	5	NA	5	NA	7	NA	9	NA	9	NA
Rotator max. pressure	bar	150	NA	150	NA	150	NA	150	NA	150	NA	150	NA
Rotator max. flow	l/min	60		70		70		70		70		70	
Rotator Max torque ²	Nm	12,000		12,000		30,000		60,000		120,000		1,200,000 ³	
Mass	kg	52		86		146		274		531		1,129	
Diameter	mm	280		360		470		610		760		960	
Body height	mm	100		100		120		120		150		200	
Total height	mm	see note 4	100	see note 4	100	see note 4	120	see note 4	120	see note 4	150	see note 4	200

Notes to Specification

1. not all through lines can have maximum through flow !!!
2. each family has many different variants with different torque ratings
3. with tandem gearing
4. depends on distributor configuration

We are continually improving our products. Specification may change without notification. Check with your supplier for the latest specifications.